





























TRUCK AND BUS RECOMMENDED APPLICATION

	 Most Suitable	 Suitable	 Depends on Conditions	 Not Recommended	 Drive Axle																
						RI-109	RI-148A	RI-128	R-1200	RI-117	RI-117II	BI-887	BI-837	BI-807	BI-877	GI-337	GI-307	CI-627	CI-637	GI-368	
 LONG-DISTANCE TRUCKS	●	●	✗	■	●	●	●	✗	■	●	●	● _D	● _D	● _D	✗	✗	✗	✗	✗	✗	✗
 TRACTORS AND TRAILERS	●	●	▲	■	●	●	●	▲	■	●	●	● _D	● _D	● _D	▲ _D	✗	✗	✗	✗	✗	✗
 LOCAL BUSES AND TRUCKS	■	■	●	●	■	■	■	●	●	■	■	■ _D	■ _D	■ _D	● _D	✗	✗	✗	✗	✗	✗
 TANKER TRUCKS AND TRAILERS	●	●	●	●	●	●	●	●	●	●	●	● _D	● _D	● _D	■ _D	✗	✗	✗	✗	✗	✗
 TRANSIT-MIX CONCRETE TRUCKS	✗	✗	■	■	✗	✗	✗	■	■	✗	✗	▲	▲ _D	▲ _D	✗	●	●	✗	✗	●	
 DUMP TRUCKS	✗	✗	✗	✗	✗	✗	✗	✗	✗	✗	✗	✗	✗	✗	✗	●	●	■ _D	■ _D	●	
 INTERSTATE AND INTRASTATE BUSES	●	●	✗	●	●	●	●	✗	✗	✗	✗	▲ _D	▲ _D	▲ _D	✗	✗	✗	✗	✗	✗	
 LOGGING TRUCKS	✗	✗	✗	✗	✗	✗	✗	✗	✗	✗	✗	✗ _D	✗ _D	✗	✗	●	▲	● _D	● _D	▲	